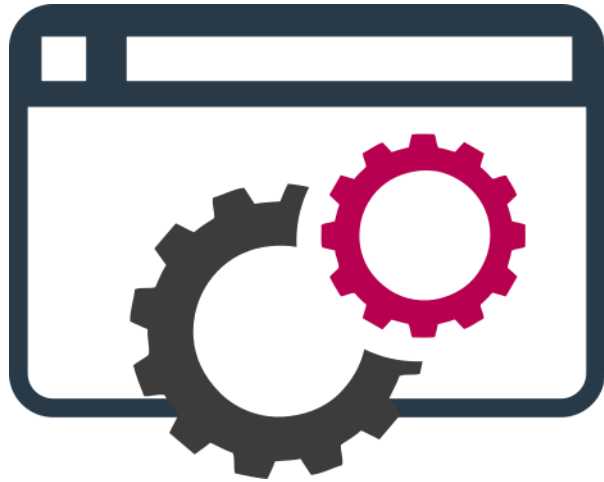




OutSystems Intensivkurs Setup Instructions



Richten Sie Ihre OutSystems
Free Personal Environment ein
It's yours. For life.

Free Personal Environment



- ✓ Rufen Sie folgende URL auf:
www.agentbase.de/outsystems-free-edition

agentbase - IHR IT-DIENSTLEISTUNGSPARTNER FÜR OutSystems

- Mit der OutSystems Free Edition können Sie:
 - Beliebig viele Web- und Mobile-Apps erstellen
 - Lernen, experimentieren und Prototypen bauen

Besuchen Sie auch unsere kostenlosen Online-Trainings, um direkt mit OutSystems zu starten.

Get Started with OutSystems

No credit card required

First and last names

Email address

Email already exists

Password

I agree to receive marketing communications

I agree that my data will be shared with agentbase AG. [Know more about this](#)

By clicking Agree and Start Free, you agree to the OutSystems [Terms](#) and [Privacy Policy](#)

Agree and Start Free

or sign in with

LinkedIn

Google

Free Personal Environment

outsystems

We've sent you an activation email.

Follow the steps in the email message to proceed.

Please check your email inbox.

paulofernandes.outsystems@gmail.com

Can't find our email? Although we know we're legit, it might be in your spam folder. If not, we can [resend it](#).

Hmmm. Is this really you? Inbox x

OutSystems Team <developers@outsystems.com>
to me

outsystems

Hi Paulo,

Ready to get started with OutSystems? There's just one thing standing between you and your new environment: this button.

CLICK ME!

If the button didn't work in your browser, try this link instead:
<https://www.outsystems.com/home/NewAccount.aspx?Token=CF75329B01F37B77A1EB4DC3BC431B5D>

Happy app-ing!

The OutSystems Team

outsystems

Welcome to OutSystems, **Paulo!**

Your cloud environment is private to you, so we need your help customizing it.

Pick a home URL for your cloud environment.

paulo-a-fernandes .outsystemscloud.com

FIELD IS VALID

Your Username is

paulofernandes.outsystems@gmail.com

Set your account password at least 8 chars long.

FIELD IS VALID

LEAST 8 CHARS

PASSWORDS MATCH



You'll use this password for everything, so make it a good one.

CREATE YOUR CLOUD ENVIRONMENT >

3

Note your **cloud environment address**, username and password. Don't forget it :)

Free Personal Environment



Launching Your Environment

⌄ It will be ready in 35 seconds.

While we wait... let's get to know each other! We'll go first:
We help developers build mobile and web apps.
Tell us a little more about yourself *

OutSystems

1000 to 2499

Portugal

1

CONTINUE >

We are done!

Your cubicle in the cloud is ready, please answer all questions to continue.

By the way, did you know that most people sign up to evaluate for their company?
Why are you interested in OutSystems? *

To evaluate new tools for my company

I work for an OutSystems Customer

I work for an OutSystems Partner

To create apps for my own personal use

2

CONTINUE >

Enterprise-grade Apps, mobile or web
Deliver full-stack apps incredible fast. Secured? Check. Integrated? Double check. Scalable? Triple check.

Scalable, Secure and Fits Your Architecture.
OutSystems was built and architected from the ground up to fit the requirements of every enterprise.

Your Time Is Valuable. We Get That!
Knowing you better will help us get you all the answers you're looking for. We'll do our best to be prompt.

Free Personal Environment

outsystems

Paulo Fernandes

Ready to see what's app-ening?

Download the IDE and build your first app. Waaaay better than the typical "Hello World."

1. Download and Install the IDE

Development Environment (IDE)

OutSystems Service Studio-11.6.1 (Build 3701).dmg
120.06 MB


Minimum Requirements:
MacOS Sierra or higher

2. Start with an interactive tutorial and build your first app

[or, continue without downloading](#)

- What is the Development Environment?
Meticulously constructed by our engineers, the development environment is the OutSystems IDE. The only tool you need to create, edit and publish your applications.

1



outsystems Platform Learn Community Support

Platform Home

Personal Environment Enterprise Trial Enterprise Infrastructure

Personal paulo-a-fernandes.outsystemscloud.com [MANAGE APPS](#)

Entwicklungsumgebung Service Studio



 outsystems

 Vasco Pereira

We are ready!

Download our Development Environment to start developing!

1. Download and Install

2. Start with an interactive tutorial and build your first app.

LAUNCH THE TUTORIAL

2

or, continue without doing the tutorial

 Why take this short tutorial?

Everyone knows you can't build a mobile and web app from a single code base, but this tutorial does it anyway - it's crazy, we know.

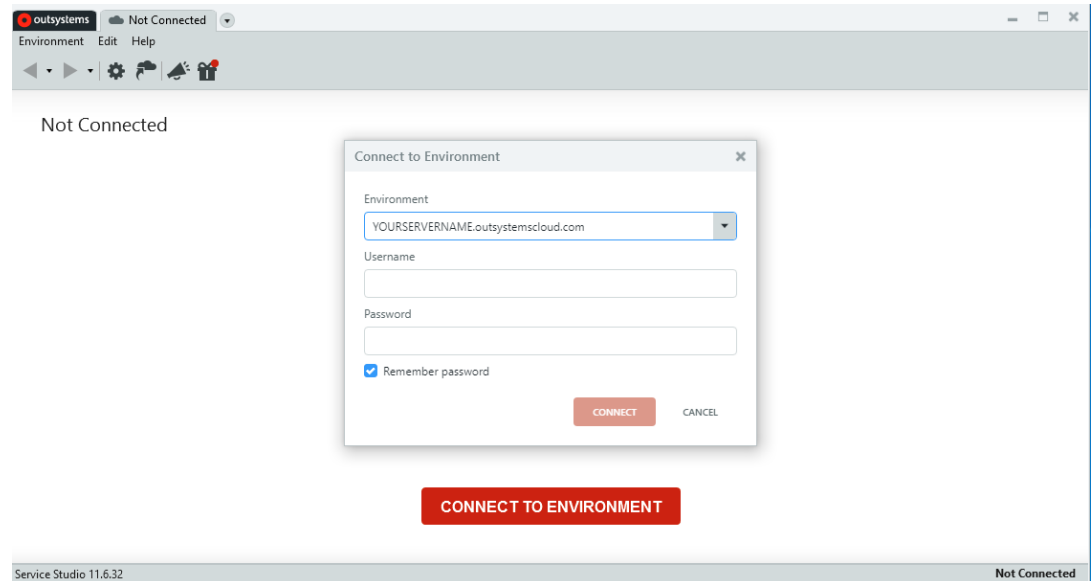


- ✓ Öffnen Sie **OutSystems Service Studie 11** aus dem Startmenü



Entwicklungsumgebung Service Studio

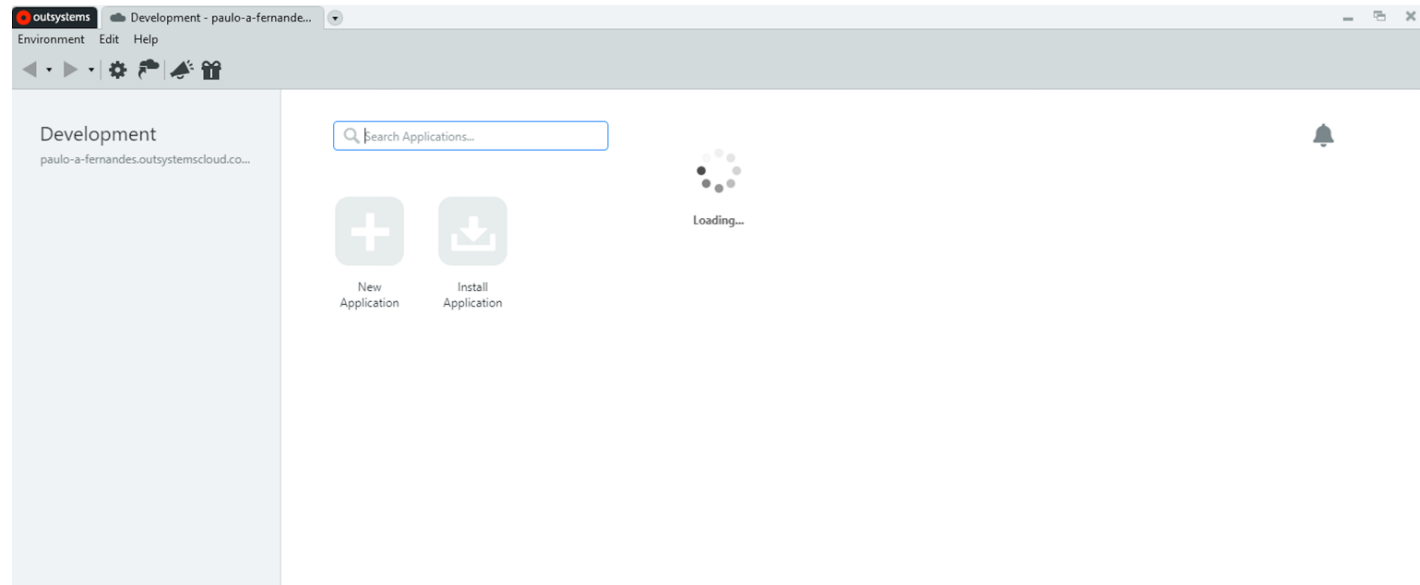
- ✓ Geben Sie den Hostnamen Ihrer Umgebung, Ihre E-Mail Adresse und Ihr Passwort ein.
- ✓ Klicken Sie auf LOG IN



Entwicklungsumgebung Service Studio



- ✓ Verbindungstest
- ✓ Sie sollten Ihre noch leere Umgebung sehen



Kursunterlagen

- ✓ Laden Sie sich alle Kursunterlagen herunter

www.agentbase.de/aktionen/materialien-zum-outsystems-intensiv-workshop/



- ✓ Wir freuen uns auf Sie!
- ✓ OutSystems Intensivkurs

This material is owned by OutSystems and may only be used in the ways described in this Copyright Notice:

You may take temporary copies necessary to read this document

You may print a single copy of this material for personal use

You must not change any of this material or remove any part of any copyright notice

You must not distribute this material in any shape or form